



District Report Card: 2017


State: Telangana	District: Jangaon
Class: 5	Subject: Language
Schools: 60	Students: 916


Participation/Coverage


Students

GENDER 	Boys		Girls	
	Number	%	Number	%
	379	41.38	537	58.62

AREA 	Rural		Urban	
	Number	%	Number	%
	849	92.69	67	7.31

CATEGORY 	SC		ST		OBC		GEN	
	Number	%	Number	%	Number	%	Number	%
	352	38.43	113	12.34	444	48.47	7	0.76

CWSN 	LD	VI	HI	S&LD	ID	Oth
	1	1	3	3	2	7

Management 	Government		Government-aided	
	Number	%	Number	%
	910	99.34	6	0.66

Average Performance of Students in Language (%)

Overall	Gender		Area		Management		Social Group			
	Male	Female	Rural	Urban	Govt.	Aided	SC	ST	OBC	GEN
64.30	62.20	65.79	64.97	55.82	64.42	45.56	62.35	56.99	67.67	66.67

Performance on Learning Outcomes (LOs)

Learning Outcomes	Description	Average Performance(%)
L504	Reads and comprehends independently storybooks, news items/ headlines, advertisements etc.	63.97
L508	Reads text with comprehension, locates details and sequence of events	64.47

Range of Performance of Students who Answered Correctly							
Below 30%		30% - 50%		50% - 75%		Above 75%	
Number	%	Number	%	Number	%	Number	%
74	8.08	186	20.31	346	37.77	310	33.84

Lowest Performing Learning Outcomes (LOs)

- 1 - Reads and comprehends independently storybooks, news items/ headlines, advertisements etc. (63.97)
- 2 - Reads text with comprehension, locates details and sequence of events (64.47)